

Submittal Package

viega

Viega PEX Crimp Zero Lead Eco Brass Fittings

Technical Data

Materials:

Fittings.....	Eco Brass®
Crimp Rings.....	Copper (black)
MANABLOC® Manifolds.....	Polysulfone (plastic) with Eco Brass or PolyAlloy™ fittings
PEX Crimp Copper Manifolds.....	Copper with Eco Brass alloy fittings
PEX Crimp Poly Manifolds.....	PolyAlloy crimp connections
Valves.....	Eco Brass and PolyAlloy
ViegaPEX™, ViegaPEX Ultra Tubing.....	PEX (crosslinked polyethylene)

Applications

PEX zero lead brass and PolyAlloy PEX Crimp fittings are intended for use in potable water systems. They can be directly buried in soil but shall be wrapped (fittings used in concrete shall also be wrapped). Fittings are manufactured with PEX Crimp barbs for use with ViegaPEX, ViegaPEX Ultra tubing, crimp rings and tools.

Installation

- Use only ASTM F1807 crimp rings and approved full circle crimp tools to make connections.
- Keep flame and excessive heat away from tubing and connections.
- Refer to the PEX Water Systems Installation Manual for additional information.

“Zero Lead” identifies Viega® products meeting the lead free requirements of NSF 61-G through testing under NSF/ANSI 372 (0.25% or less maximum weighted average lead content).

Codes Approvals & Standards

ANSI/NSF 61-G

cNSF® us pw-G

CSA B137.5


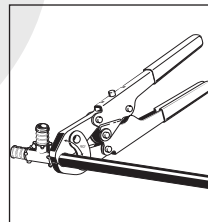
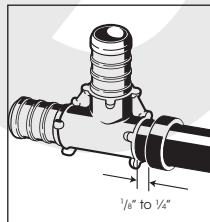
U.P. Code

UPC®

ASTM F876 / F877

ASTM F1807 / F2159

ICC ES-PMG™ 1038



THREE SIMPLE STEPS TO A SECURE PEX CRIMP FITTING CONNECTION.

1. SLIDE CRIMP RING OVER END OF SQUARED OFF TUBING, FULLY INSERT FITTING INTO TUBING AND POSITION THE RING 1/8" TO 1/4" FROM THE END OF TUBING.
2. KEEP THE TOOL AT 90° AND CLOSE THE HANDLES COMPLETELY. DO NOT CRIMP TWICE.
3. CHECK CRIMP WITH GO/NO GO GAUGE.

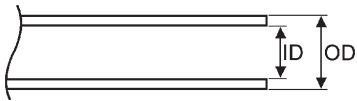
Submittal Package

viega

Viega PEX Crimp Zero Lead Eco Brass Fittings

ViegaPEX and ViegaPEX UltraTubing

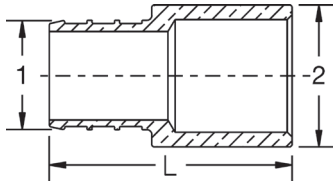
Material.....PEX crosslinked polyethylene
Temperature/Pressure Ratings...200°F at 80 psi
180°F at 100 psi
73.4°F at 160 psi
Linear Expansion Rate.....1.1"/100'/10°F



Nominal Size	Inner Diameter	Outer Diameter	Wall Thickness
3/8"	0.35	0.500±.003	0.070±.010
1/2"	0.47	0.625±.004	0.070±.010
3/4"	0.67	0.875±.004	0.097±.010
1"	0.86	1.125±.005	0.125±.013

Submittal Package

viega



Viega PEX Crimp Adapter Zero Lead Brass Crimp x FTG - Model V5046ZL

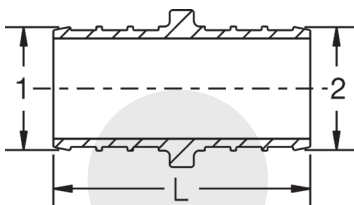
Part Number	Size		L (in)
	1	2	
46633	1/2" x 1/2" M Sweat		1.33
46644	3/4" x 3/4" M Sweat		1.50

Viega PEX Crimp Adapter Zero Lead Copper Crimp x FTG - Model V5046ZL

Part Number	Size		L (in)
	1	2	
60651	1" x 1" M Sweat		1.97

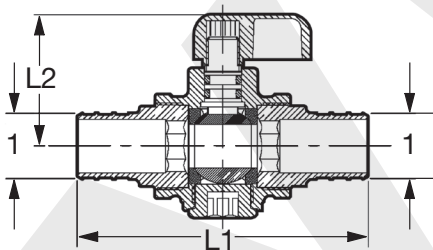
Viega PEX Crimp Adapter Zero Lead Brass Crimp x C x FTG - Model V5042ZL

Part Number	Size		L (in)
	1	2	
46621	3/8" x 3/8" M Sweat or 1/4" F		1.33
46622	3/8" x 1/2" M Sweat or 3/8" F		1.33
46631	1/2" x 3/8" M Sweat or 1/4" F		1.46
46654	1" x 1" M Sweat or 3/4" F		1.92



Viega PEX Crimp Coupling Zero Lead Brass - Model V5015ZL

Part Number	Size		L (Inches)
	1	2	
46422	3/8"		1.39
46432	1/2" x 3/8"		1.39
46434	1/2"		1.39
46441	3/4" X 1/2"		1.39
46444	3/4"		1.39
46454	1" X 3/4"		1.57
46455	1"		1.75



Viega PEX Crimp Ball Valve Zero Lead Brass 1/4 Turn - Model V5037ZL

Part Number	Size	L1 (in)	L2 (in)
46010	3/8"	3.09	1.20
46031	1/2"	2.76	1.20
46044	3/4"	2.95	1.30
46060	1"	3.41	1.93

Viega PEX Crimp Ball Valve Zero Lead Chrome Plated Brass 1/4 Turn - Model V5023ZL

Part Number	Size	L1 (in)	L2 (in)
46021	1/2"	2.76	1.20